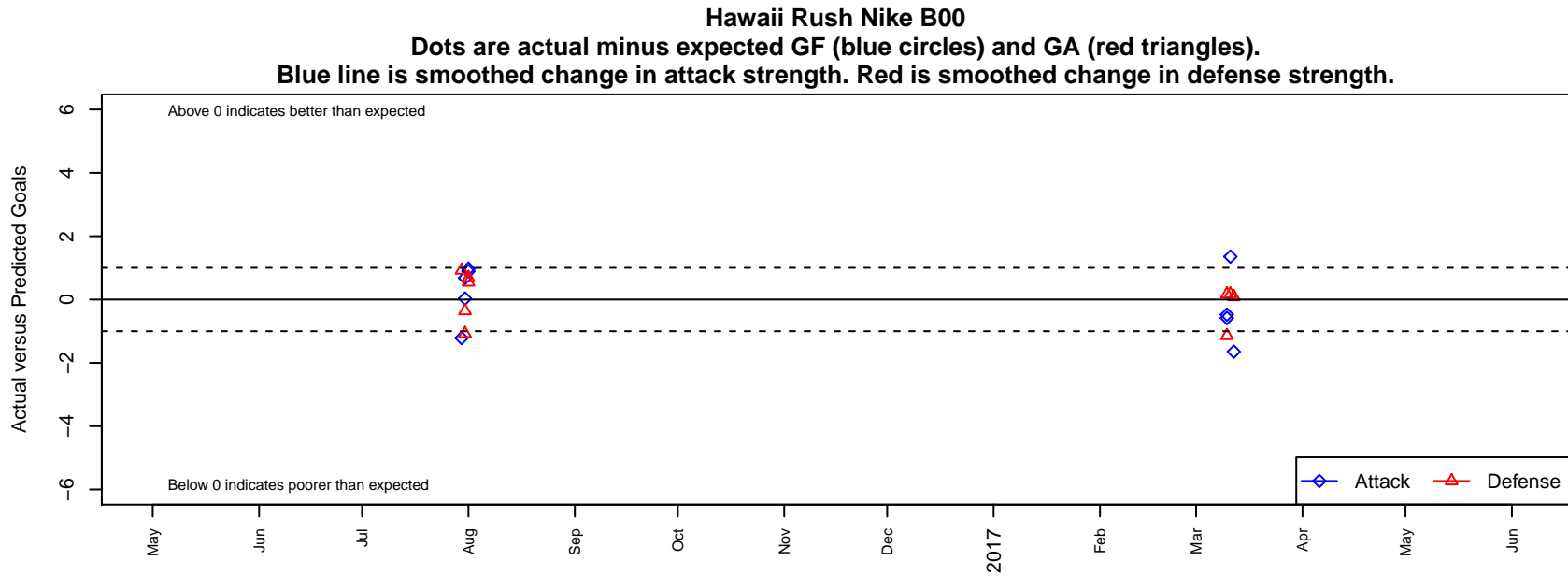


Hawaii Rush Nike B00

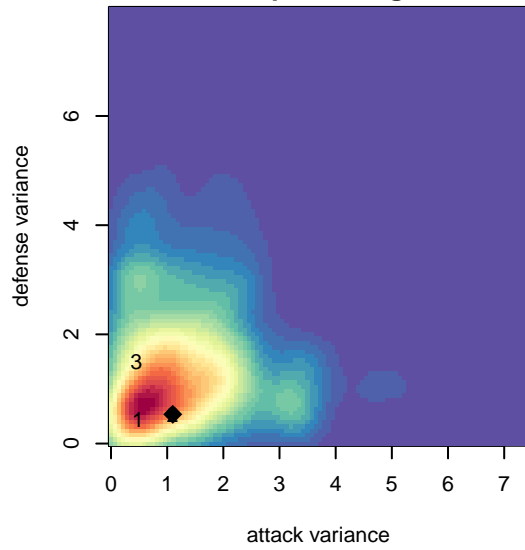
Hawaii Rush
Pearl City, HI
B00 total strength=2022
attack=89.33 defense=53.55

alt names used:
HAWAII RUSH SOCCER 2000B (HI)
HAWAII RUSH 00B (HI)

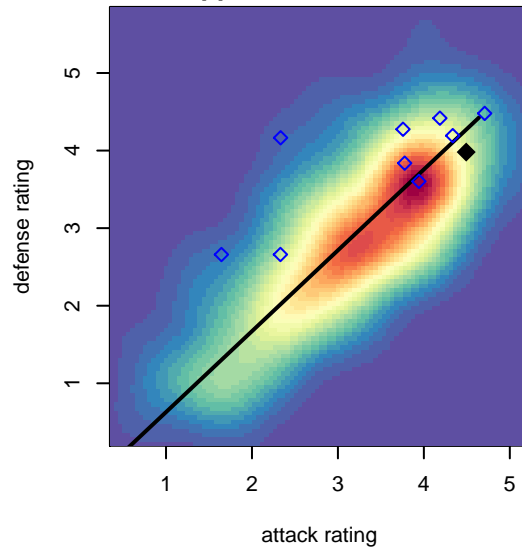
Venues played:
2016 Surf Cup Black U17
2016 NV Players Showcase MGM U17



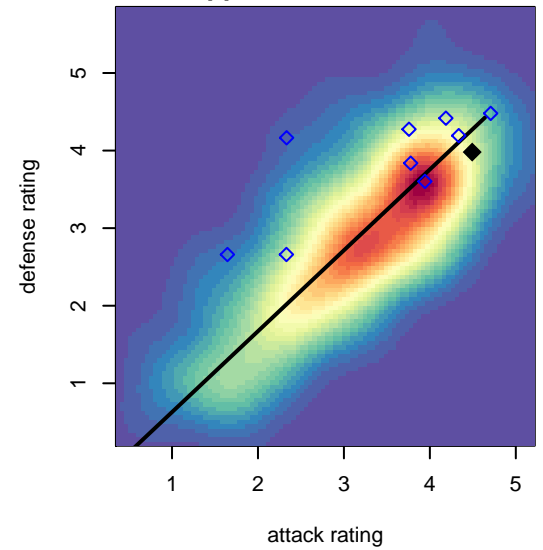
attack and defense variance (black dot)
relative to other teams
and top 10 in region



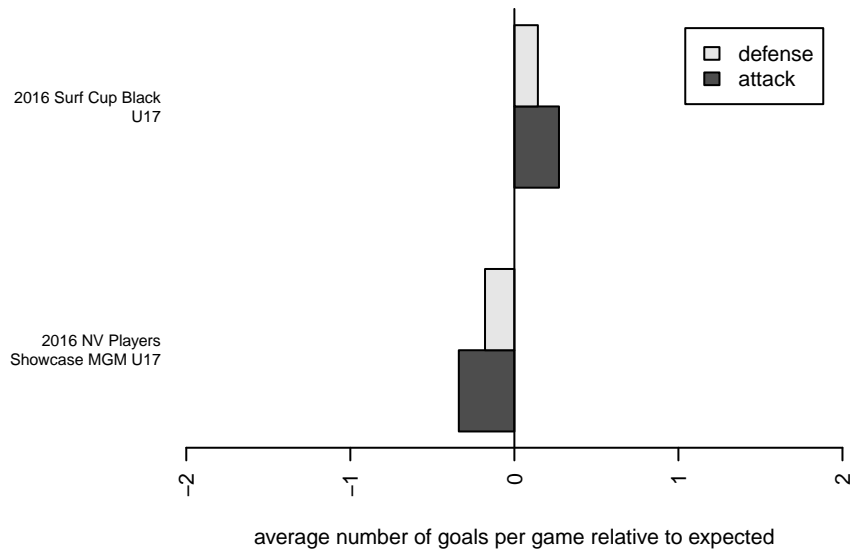
attack and defense rating
relative to others at age
and all opponents in last 13 months



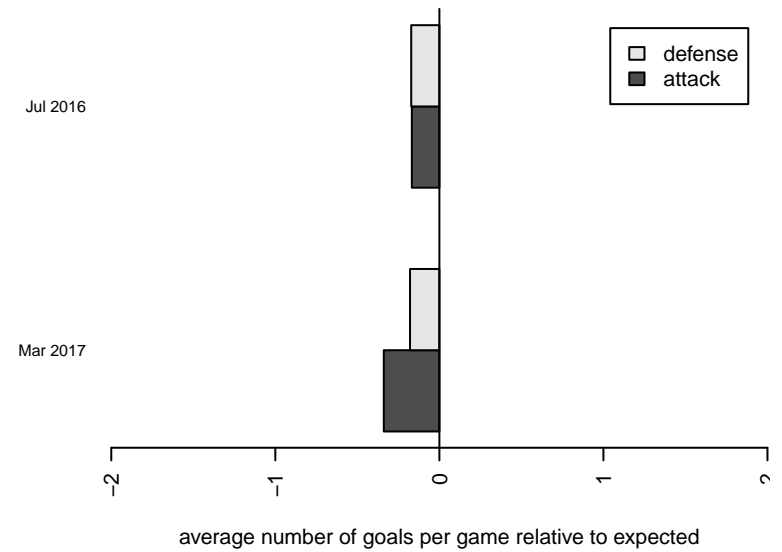
attack and defense rating
relative to others at age
and all opponents in last 13 months



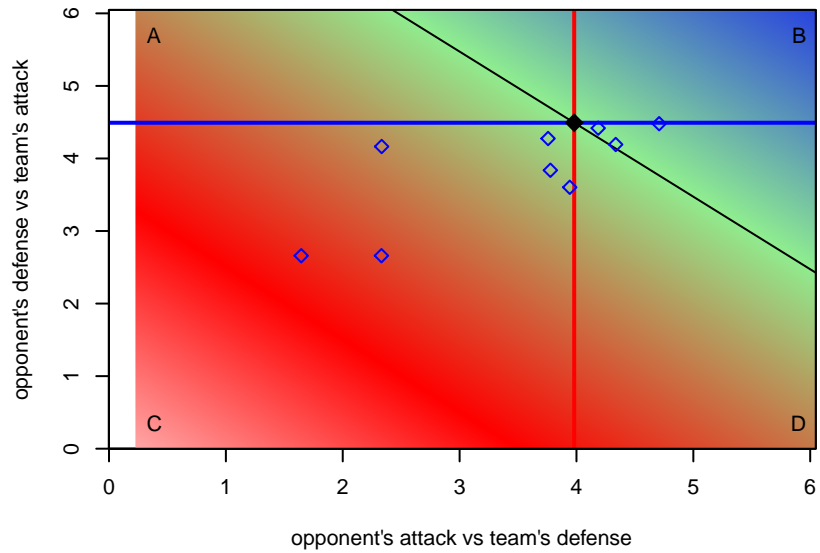
Performance relative to 13 month average



Performance relative to 13 month average



Distribution of opponents
 Red = Lose zone, Blue = Win zone, Green = Even
 Black line separates win/lose zones



lot. A=Neither has attack advantage, B=Opponent has both attack and defense advantage, C=Opponent has both attack and defense disadvantage, D=Both have

date	home		away		venue	pred.home	pred.away
2017-03-12	Strikers FC North Black B00	0	Hawaii Rush Nike B00	5	2016 NV Players Showcase MGM U17	0.09	6.65
2017-03-11	Hawaii Rush Nike B00	8	So Cal Rush B00	0	2016 NV Players Showcase MGM U17	6.65	0.17
2017-03-10	Hawaii Rush Nike B00	2	Riverside FC MGFM White B00	2	2016 NV Players Showcase MGM U17	2.58	0.86
2017-03-10	California Football Academy B00	0	Hawaii Rush Nike B00	1	2016 NV Players Showcase MGM U17	0.17	1.48
2016-08-01	Hawaii Rush Nike B00	2	Global Premier Soccer North B00	1	2016 Surf Cup Black U17	1.03	1.55
2016-08-01	Albion SC Academy I B00	0	Hawaii Rush Nike B00	2	2016 Surf Cup Black U17	0.68	1.11
2016-07-31	Hawaii Rush Nike B00	2	Notts Forest Red B00	2	2016 Surf Cup Black U17	1.32	0.92
2016-07-31	Black Watch Premier B00	1	Hawaii Rush Nike B00	2	2016 Surf Cup Black U17	0.64	1.97
2016-07-30	Hawaii Rush Nike B00	0	Downtown LVSC Academy B00	0	2016 Surf Cup Black U17	1.22	0.92